

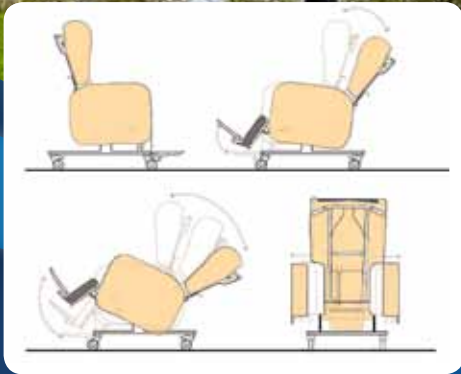
SEATING ISSUE 1



CLH, Cofton Road, Marsh Barton, Exeter, EX2 8QW

Tel 01392 273355 Fax 01392 823213 Email mail@clhexeter.com

Sorrento and Monaco Select

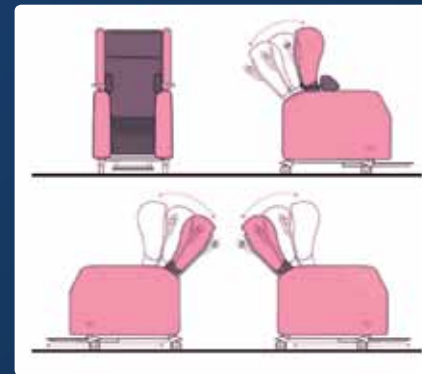


Sorrento

1. **Optional lateral supports** - Assists with reducing development of scoliosis and promotes midline sitting.
2. **Forward tilt** - Facilitates stand transfers.
3. **Removable seat cushion** - With in-built pressure reduction, with flexibility to add any other pressure cushion without compromising chair dimensions.
4. **Seat depth adjustment** - Allows maximum surface area contact.
5. **Elevating leg rest** - Helps to reduce swelling and also can be set at a negative angle for those with tight hamstrings.
6. **Angle and height adjustable footplate** - Accommodates feet in plantar/dorsal flexion or in neutral position. Can be split to support each foot at different angles.
7. **Swivel castors** - Allows hoist clearance and mobility of the chair. Can be changed for larger or smaller castors to adjust height.
8. **Height, width, angle adjustable and removable arms** - Allows the chair to grow with the user and adjust for different users size with the option to do side transfers. Such adjustment allows instant re-issue and adjustment of the chair for different users.
9. **Tilt in Space** - To redistribute pressure and improve posture.
10. **Back angle recline** - Accommodates people with fixed hip angles or facilitates change in position. Can be locked to limit improper adjustment.
11. **Push handle** - Allows movement of the user without the need for hoisting.

Monaco

1. **Optional lateral supports** - Assists with reducing development of scoliosis and promotes midline sitting.
2. **High arms** - High arms give support for those with reduced sitting balance.
3. **Removable seat cushion** - With in-built pressure reduction, with flexibility to add any other pressure cushion without compromising chair dimension.
4. **Adjustable seat** - Allowing maximum surface area contact with the chair.
5. **Footplate** - To rest the feet on during transfers.
6. **Swivel castors** - Allows hoist clearance and mobility of the chair. Can be changed for larger or smaller castors to adjust height.
7. **Back angle recline** - Accommodates people with fixed hip angles or facilitates change in position. Can be locked to limit improper adjustment.
8. **Push handle** - Allows movement of the user without the need for hoisting.



Call our friendly sales team on 01392 273355

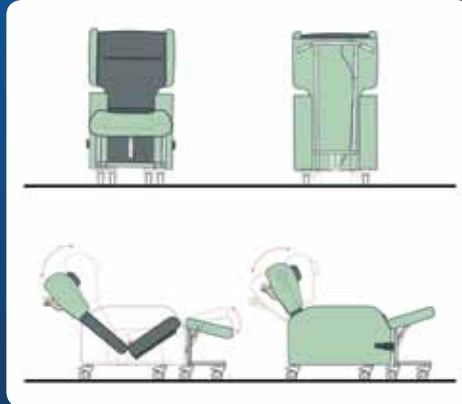
Alternatively, please email mail@clhexeter.com

Atlanta and Phoenix



Atlanta

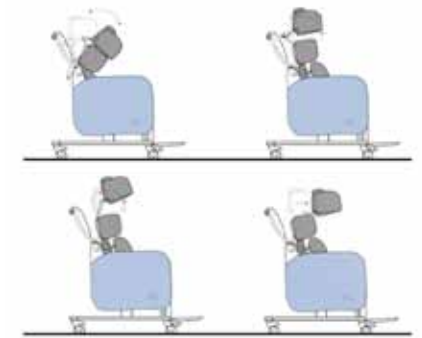
1. **High arms** - The high arms combined with the deep seat make the Atlanta very safe for challenging users.
2. **Deep seat** - As the back reclines on the Atlanta, the seat gets deeper, making a safe position for those at risk or injury from falling from a chair.
3. **Removable seat cushion** With inbuilt pressure reduction, with flexibility to add any other pressure cushion without compromising on chair dimensions.
4. **Optional angle adjustable leg rest** - This can be adjusted so that when the chair is in full by recline, the ankles can be as high, or higher than the heart, helping swelling to reduce gravity while the person is still upright functional.
5. **Swivel castors** - Allows hoist clearance and mobility of the chair. Can be changed for larger or smaller castors to adjust height.



6. **Push handle** - Allows movement of the user without the need for hoisting. An optional footplate can be added to rest the feet on during transfers.

Phoenix

1. **Multi adjustable head support with adjustable wings** - Height adjustable and angle adjustable to accommodate any user. Also locks in place.
2. **Independent shoulder support** - Split here permits support for those with kyphotic posture or hyper-extension.
3. **Optional lateral supports** - Assists with reducing development of scoliosis and promotes midline sitting.
4. **Forward tilt** - Facilitates stand transfers.
5. **Seat depth adjustment** - Allows maximum surface area contact.
6. **Removable seat cushion** - With inbuilt pressure reduction, with flexibility to add any other pressure cushion without compromising chair dimensions.
7. **Angle and height adjustable footplate** - Accommodates feet in plantar/dorsal flexion or in neutral position. Can be split to different angles.



8. **Elevating leg rest** - Helps to reduce swelling and also can be set at a negative angle for those with tight hamstrings.
9. **Swivel castors** - Allows hoist clearance and mobility of the chair. Can be changed for larger or smaller castors to adjust height.
10. **Height, width, angle adjustable and removable arms** - Allows the chair to grow with the user and adjust for different users' size with the option to do side transfers. Such adjustment allows instant re-issue and adjustment of the chair for different users.
11. **Tilt in Space** - To redistribute pressure and improve posture.
12. **Back angle recline** - Accommodates people with fixed hip angles or facilitates change in position. Can be locked to limit improper adjustment.
13. **Push handle** - Allows movement of the user without the need for hoisting.



Call our friendly sales team on 01392 273355

Alternatively, please email mail@clhexeter.com

HydroFlex and HydroTilt


WaterCell TECHNOLOGY

HydroFlex®

The CareFlex rehab chair

The HydroFlex is the most flexible chair in the CareFlex range, combining an articulating back, back angle recline, Tilt-in-Space and integral pressure management. The wide variety of positions that can be achieved, together with the comprehensive range of options and accessories that are available, mean the chair can accommodate specific postural adjustments or form part of a rehabilitation programme.

- 4 braked castors.
- Automated Tilt-in-Space.
- Single Release footplate mechanism.
- Articulating back.
- Elevating channel leg rest.
- Back angle recline.



HydroTilt®

Simple, dependable, robust

The HydroTilt features Tilt-in-Space and integral pressure management in the seat and backrest to provide a simple yet secure and comfortable seating solution. The key dimensions of seat depth and width can be easily adjusted to ensure that a wide range of clients are sitting correctly and their risk of pressure damage is minimised.



Call our friendly sales team on 01392 273355

Alternatively, please email mail@clhexeter.com



WaterCell TECHNOLOGY

Huggle Snuggle®

Soft, Secure, Supportive

Designed with comfort, support and a friendly appearance, the Repose Flexi Porter will fit and suit most needs. Available in 3 sizes, with the added function to adjust the seat depth for additional comfort and support.

The fully adjustable back, incorporating the waterfall lumbar supports allows the user to choose their desired sitting position. This is achieved by using a back recline handle that alters the position for the comfort and support, whilst maintaining the seat to floor height.

The waterfall back design has a fully adjustable fibre cushions, with a vapour permeable fabric, offering maximum comfort with the flexibility to change the back support for individual users.

The seat incorporates a contoured memory foam cushion with a 4 way stretch vapour permeable fabric, helping with pressure management. With many features as standard this chair offers a wide range of options for easy move-ability, comfort and support.

The deep sides of the huggle snuggle create a secure cocoon-like environment whilst supporting the shoulders and upper trunk.

HydroCare™ and Huggle Snuggle®

HydroCare®

The CareFlex nursing chair

The HydroCare is a supportive and adaptable nursing chair that incorporates a wide range of features to optimise the seating experience of its occupants.

These features include back angle recline and integral pressure management in the seat as standard. The seat width, height and angle are tailored to suit each individual client whilst seat depth can easily be adjusted when required.



- Back angle recline.
- Sliding footplate.
- Flat back.
- Waterfall back.



Call our friendly sales team on 01392 273355

Alternatively, please email mail@clhexeter.com



Flexi Porter Range & Repose Marbella

Flexi Porter Range

Designed with comfort, support and a friendly appearance the Repose Flexi Porter will fit and suit most needs with the following features:

1. Lockable castors.
2. Adjustable seat depth.
3. D rings for pelvic positioned.
4. Push handle with rubber grips.
5. Waterfall fibre filled back cushion for optimum support, fully adjustable for comfort with a 4 - way stretch vapour permeable cover.
6. Sliding footplate, padded with removable cover.
7. The new fully adjustable ramped seat angle gives an option of 10°, 15° and 20° angles, which gives the user a variety of seating positions. Memory foam and the contoured seat helps disperse weight on pressure areas.



8. Adjustable back position can be positioned from sitting position and reclined backwards using a lever handle, which will lock into position when released.
9. Chair available in 3 sizes.
10. Optional extras include pelvic positioner with padded belt and leg support with braked castors.
11. Choice of fabrics.

Available as Dual Motor, Single Wallhugger, Single/Dual Tilt n Space

- Traditional button back.
- Soft cushioned backrest filled with deep fibre for lumbar support and comfort.
- Tailored, fully upholstered scroll arm.
- Padded and upholstered feature wings.
- Side pocket and loop for handset.

Choice of fabrics and choice of sizes available.



Call our friendly sales team on 01392 273355

Alternatively, please email mail@clhexeter.com

Rimini Repose Recliner & Serena Rise and Recliner



Serena Rise and Recliner

Discover relaxation with a new riser recliner armchair from CLH. For a resident, finding the perfect armchair is a really important investment. There are lots of things to be considered - from colour and style to whether you need easy-clean upholstery or a dual motor chair. The Serena Range of riser recliners from CLH has something for everyone. You choose.

- Spacious chairs that are ideal for most users, providing a high level of comfort.
- Features a single motor and early-rise ottoman to enable the user to raise legs without fully reclining the chair.
- The single motor design means that the chair is easy to control with just two buttons.
- Fitted with anti-entrapment sensors to prevent anything getting caught in the chair's mechanism.

Repose Marbella

- Tiered waterfall fibre cushion.
- Individual comfort and support through fully adjustable lumbar.
- Leg support from fixed chaise, seat and legrest.
- Tailored, fully upholstered scroll arm.
- Padded and upholstered feature wings.
- Side pocket and loop for handset.
- Optional extra available - removable back and seat covers - ideal for healthcare market.

Can be supplied as:-

- Dual Motor.
- Single Wallhuggers.
- Dual Tilt n Space.



Call our friendly sales team on 01392 273355

Alternatively, please email mail@clhexeter.com

Balmoral Wing Chair and Lounge Chairs



Balmoral Wing Chair

A quality wing chair that has been manufactured to the highest standards available with Queen Anne or Tapered legs.

- Fully Sprung seats and backs.
- Full Lumber support.
- Variable seat height available 400mm to 510mm.
- Reversible seat cushion.
- Integral Hygiene Platform.
- Price based on stock fabrics.

Roma Wing Chair

Good solid furniture made with hard wood frames that are glued, screwed and doweled as appropriate.

- Five year guarantee on frames and springs.
- Footstalls available.
- Choice of fabrics available.



Montreal Chair



Ontario Highback



Barcelona Wing Chair



Jubilee Wing Chair



Call our friendly sales team on 01392 273355

Alternatively, please email mail@clhexeter.com



Related Products in our Product Catalogue Issue 1

- Pressure Care Products.
- Hoists and Standards and Overbed Hoists.
- Dining Chairs including Chairs with Skids, Lounge/Dining and Bedroom Furniture.
- Specialist Showering and Bathing Equipment.
- Aids to Daily Living.
- Specialist Commodes and Toileting Equipment
- Wheelchairs.
- Back Care Seating and associated products.

Call 01392 273355 or Email mail@clhexeter.com
now to request a FREE copy