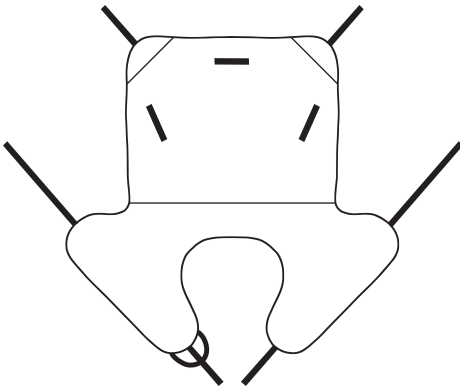


User Instruction Manual

Oxford® UniFit Deluxe Sling

To avoid injury, read user manual prior to use. For alternative languages, contact your authorised service provider. Always refer to Joerns.co.uk for latest revision.



Introduction

The Oxford® UniFit Deluxe sling is an easy to fit, general-purpose sling suitable for most basic transfer requirements. The contoured leg sections complete with padding and hip tapes as standard, offer excellent comfort and reduced pressure in the upper leg area.

Special Sling Orders

On occasions, material, dimensional and other changes outside of the standard specification are requested. Please be advised, that aside of any model specific references, fitting, washing and safety guidelines remain applicable. If you are in any doubt, please contact your authorised Oxford service agent or Joerns Healthcare directly.

Statement of Intended Use

A sling is an item of moving and handling equipment that is used with a mechanical lift in order to facilitate the transfer of a patient. It comprises a specially designed and constructed piece of fabric that is placed under and/or around a patient before being attached to the spreader bar/cradle of a lift to raise, transfer and lower the patient. When selected and used correctly, a sling and lift combination will achieve a safer transfer and reduce the risks associated with manual handling.

It is the responsibility of a competent person to conduct a thorough risk assessment prior to using any sling, to ensure that the sling choice, method of positioning in the sling and procedure for transfer has been correctly determined for the patient. For further guidance, please contact your authorised Oxford Service Provider or Joerns Healthcare.

FOR USE WITH PASSIVE HOISTS ONLY.

Expected Service Life

The expected service life of an Oxford sling will vary dependent on use and following the care and washing instructions provided in the user guide. Factors such as wash temperature, detergents, frequency of use and patient weight will impact on the lifetime of your sling. Joerns Healthcare recommend that slings are checked each and every time prior to use to ensure the safety of the patient. Bleached, torn, cut, frayed or broken slings are unsafe and must be discarded and replaced. It is a requirement under LOLER (Lifting Operations and Lifting Equipment Regulations 1998) that slings are thoroughly checked and passed fit for use. For further advice, please contact your authorised Oxford Service Provider or Joerns Healthcare.

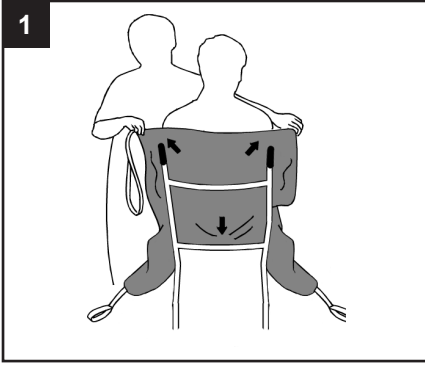
Serious Incident Reporting

In the event of a serious incident taking place during use of this product, affecting the patient and/or caregiver, it must be reported to the product manufacturer or authorised distributor. Should the incident take place within the European Union (EU), it must also be reported to the local competent authority within the member state.

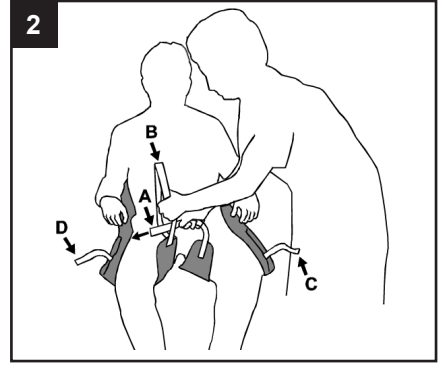
WARNING

- **OXFORD RECOMMENDS THE USE OF GENUINE OXFORD PARTS.** Oxford sling and lift products are designed to be compatible with one another. For country specific guidance on sling use and compatibility, please refer to the sling label or contact your local market distributor or Joerns Healthcare.
- For the safety of the patient and carer; before using a sling a full risk assessment must be conducted to ensure that the correct sling choice, method of positioning in the sling and procedure for transfer has been determined for the patient.
- **CHECK** sling and stitching before each use. Using bleached, torn, cut, frayed or broken slings is unsafe and could result in serious injury or death to the patient.
- **DO NOT** alter slings. Destroy and discard worn slings.
- **NEVER** leave a patient unattended.
- **DO NOT** exceed the rated capacity of the sling or lift.
- **DO NOT** attempt to re-position a patient by pulling on the sling loops.

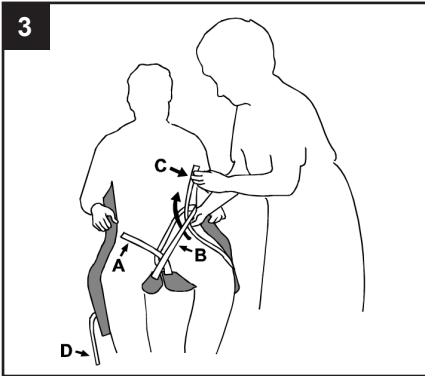
Fitting the Sling from a Seated Position



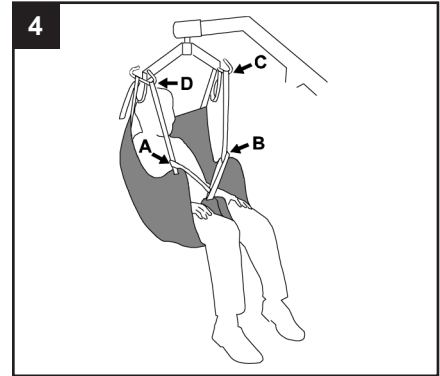
Make sure the positioning straps and sling identification label are on the outside of the sling. Feed the sling down the back of the patient, leaving the aperture at the base of the spine. Check the sling is square across the shoulders.



Whilst ensuring that the leg section is not twisted, carefully feed it under and up between the patient's legs. Repeat this procedure for the other leg. Cross strap A through strap B.



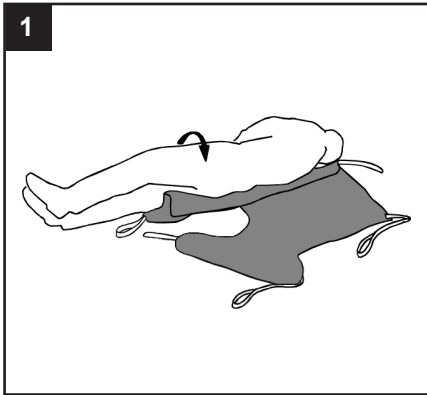
Pass strap C up through strap B then repeat for the other leg using strap D through strap A. Check the sling is smooth under the patient and the position is comfortable. An integrated modesty loop on the leg section is also available for increased patient dignity.



Move the hoist into position and attach the leg straps to the front hooks on the spreader. Next attach the shoulder straps to maintain an upright seated position. The lift may move towards the patient as you do this. When reseating the client, use the sling positioning handles to help achieve a safe and comfortable position.

NOTE: Sling positioning handles are designed for turning a patient only and must not be used for lifting.

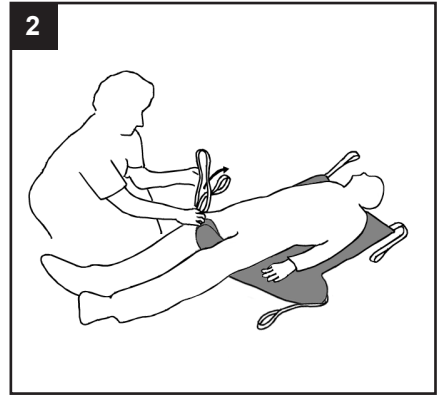
Fitting the Sling from a Lying Position



Safely position the client onto the sling, ensuring that the sling aperture is at the base of the spine.

NOTE: For added safety and support, Joerns Healthcare recommend the use of a head support when lifting from the floor.

IMPORTANT: ENSURE THAT YOUR CLIENT'S HEAD IS SUPPORTED AT ALL TIMES DURING TRANSFER.



Carefully feed the leg sections under and up between the patient's legs, ensuring that the sling is positioned comfortably and not twisted or creased under the thighs. Configure the leg straps in the same manner as with the seated position (step 3). Next, proceed to attach the sling to the spreader bar in the same manner as with the seated position (step 4).

NOTE: The longer you attach the shoulder straps, the more reclined the client will be.

Technical Specifications

STANDARD	BS EN ISO 10535
----------	-----------------

Sizing & Safe Working Load

SIZE	SWL
XS (BROWN)	227kg / 500lbs
SMALL (RED)	227kg / 500lbs
MEDIUM (YELLOW)	227kg / 500lbs

SIZE	SWL
LARGE (GREEN)	227kg / 500lbs
XL (BLUE)	284kg / 600lbs

For more information on sling dimensions, please contact us. For guidance on sling application, visit www.oxfordslingsselector.co.uk.

Key Symbols

The following symbols are used for the Oxford UniFit Deluxe Slings.



This product is a Medical Device in accordance with EU Medical Device Regulation 2017/745.



ATTENTION, consult accompanying documents.



Refer to the user instructions before use (Blue background).



Certification mark indicating conformity with the applicable requirements for products sold within Great Britain.



A point of contact between the non-European medical device manufacturer, the national Competent Authorities (Ministry of Health) and Notified Bodies.



A unique device identification intended to provide single, globally harmonised positive identification of medical devices through distribution and use.



Indicates the entity importing the medical device into the locale.



CE marking demonstrating compliance with the medical device regulations. The CE marking indicates that the legal manufacturer has assessed the device and that it meets the General Safety and Performance Requirements under the MDR 2017/745.

Washing Instructions & Safety Checks



Machine wash at 85°C.



DO NOT wash with bleach. Bleach will damage the sling's material and make it unsafe for use.



Cool tumble dry, air dry or dry at very low temperature.



DO NOT dry clean.



⚠ WARNING

Slings can suffer damage during washing and drying and should be checked carefully before each use. Scan QR code or [click here](#) for important sling safety checks and information.

PLEASE NOTE: Additional slings are available to meet individual patient needs. We advise that you always seek the advice of a trained clinician, authorised Oxford distributor or Joerns Healthcare prior to purchase or use.

End of Life Disposal

Slings and associated material accessories should be sorted as combustible waste in accordance with local or national regulations.

THIS PAGE IS INTENTIONALLY BLANK



Joerns
Oxford®



Joerns Healthcare Limited
Drakes Broughton Business Park, Worcester Road
Drakes Broughton, Pershore, Worcestershire
WR10 2AG United Kingdom
Tel: 0344 811 1158
info@joerns.co.uk • www.joerns.co.uk